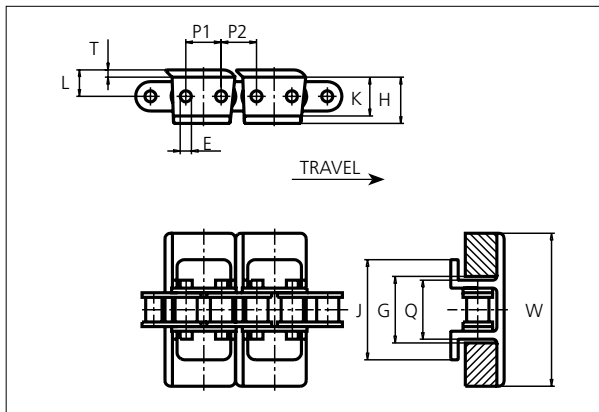


Snap-On Plastic Chain

Series **uni 963** Type **Tab**



Snap-On Plastic Chain
 Straight running chain
 Pitch: 19.1 mm (0.75 in)
 Backflex radius: 150.0 mm (5.90 in)
 Permissible tensile strength:
 uni 963 Tab with (SS304) stainless steel chain: 2000 N (450 lbf)
 uni 963 Tab with carbon steel chain: 4000 N (900 lbf)
 Delivery:
 3.048 m (10 ft)
 No. of links/box: 160
 No. of flights/box: 80

E		G		H		J		K		L		P1		P2		Q		T	
mm	in	mm	in	mm	in	mm	in	mm	in	mm	in	mm	in	mm	in	mm	in	mm	in
5.1	0.20	34.9	1.37	25.1	0.99	50.8	2.00	20.9	0.82	14.3	0.56	18.1	0.71	20.1	0.79	31.9	1.25	4.0	0.16

All dimensions are for chains in POM material.

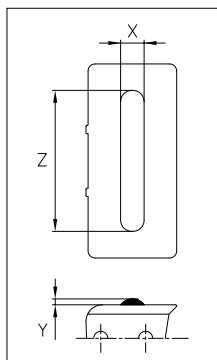
All Snap-On versions can be delivered either with a stainless steel chain (SS304) or a carbon steel chain.

	Width (W)		Recommended flight material & color	Recommended chain material	Weight	
	mm	in			kg/m	lb/ft
K250	63.5	2.50	POM-D G POM-LFI BR	SS304 or Carbon steel	2.1	1.41
K325	82.6	3.25	POM-D G POM-LFI BR	SS304 or Carbon steel	2.2	1.48
K450	114.3	4.50	POM-D G POM-LFI BR	SS304 or Carbon steel	2.4	1.61
K500	127.0	5.0	POM-D G POM-LFI BR	SS304 or Carbon steel	2.4	1.61
K1000	254.0	10.0	POM-D G POM-LFI BR	SS304 or Carbon steel	3.2	2.15

Non standard material and color: See uni Material and Color Overview.

Accessories

Rubber Top



When ordering, please state the required distance between the Rubber Top.

Other Non Standard rubber profiles: See uni Rubber Profile Overview.

Width	Link material	Rubber material	Z		X		Y	
			mm	in	mm	in	mm	in
K325	POM-LFI BR	05 I	60.0	2.36	10.0	0.39	2.5	0.10
K450	POM-LFI BR	05 I	105.0	4.13	10.0	0.39	2.5	0.10
K500	POM-LFI BR	05 I	105.0	4.13	10.0	0.39	2.5	0.10
K1000	POM-LFI BR	05 I	170.0	6.69	10.0	0.39	2.5	0.10

Any questions? Please contact us.

Morskate Aandrijvingen BV
 Oosterveldsingel 47A
 7558 PJ Hengelo (Ov)
 The Netherlands

NL
 T +31 (0)74 - 760 11 11
 info@morskateaanrijvingen.nl
 www.morskateaanrijvingen.nl

DE
 T +49 692 - 222 34 95
 info@morskateantriebstechnik.de
 www.morskateantriebstechnik.de

EN
 T +31 (0)74 - 760 11 11
 info@morskatedrivetechnology.com
 www.morskatedrivetechnology.com

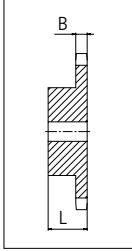
NON STANDARD

STRAIGHT RUNNING

PITCH 19.1 MM/0.75 IN

Sprocket

No of teeth	Pitch diameter		Hub diameter		Overall width L		Tooth width B		Bore		Machined S1045
	mm	in	mm	in	mm	in	mm	in	mm	in	
Z19	115.7	4.56	80.0	3.15	35.0	1.38	11.7	0.46	16.0	0.63	x
Z20	121.8	4.79	80.0	3.15	35.0	1.38	11.7	0.46	16.0	0.63	x
Z25	152.0	5.98	90.0	3.54	40.0	1.57	11.7	0.46	20.0	0.79	x



Please ensure that sufficient size shaft and keyway are chosen for corresponding load.

Non standard material and color:
See uni Material and Color Overview.

Other sprocket sizes are available upon request.
uni Retainer Rings: See uni Retainer Ring data sheet.

Any questions? Please contact us.