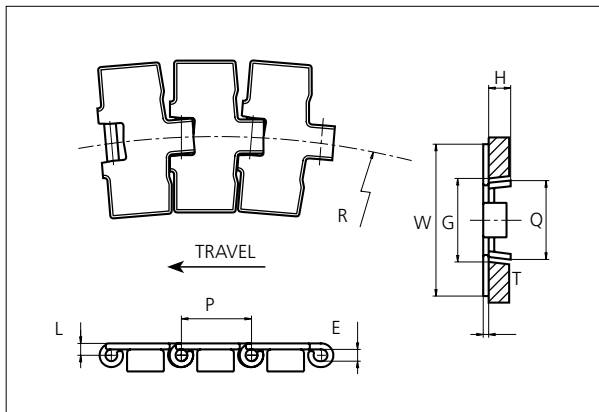



Slat Top Steel Chain

Series **uni 881** Type -



Slat Top Steel Chain

Side flexing chain
 Pitch: 38.1 mm (1.50 in)
 Backflex radius: 76.2 mm (3.00 in)
 Permissible tensile strength:
 2250 N (506 lbf)

Delivery: 3.048 m (10 ft)
 No. of links/box: 80

E		G*		G**		H		L		P		Q		T	
mm	in	mm	in	mm	in	mm	in	mm	in	mm	in	mm	in	mm	in
6.4	0.25	41.3	1.63	46.6	1.83	11.2	0.44	6.5	0.26	38.1	1.50	43.0	1.69	3.0	0.12

*Curve, ** Straight

	Width (W)		Material	Pin material	Weight		Min. radius (R)	
	mm	in			kg/m	lb/ft	mm	in
K325	82.6	3.25	SS304 SS430	SS431	2.9	1.95	457.0	17.99
K450	114.3	4.50	SS304 SS430	SS431	3.5	2.42	500.0	19.69
K750	190.5	7.50	SS304 SS430	SS431	5.3	3.56	500.0	19.69

STANDARD

STRAIGHT RUNNING

PITCH 38.1 MM/1.50 IN

Any questions? Please contact us.

Morskate Aandrijvingen BV

Oosterveldsingel 47A
 7558 PJ Hengelo (Ov)
 The Netherlands

NL

T +31 (0)74 - 760 11 11
 info@morskateaandrijvingen.nl
 www.morskateaandrijvingen.nl

DE

T +49 692 - 222 34 95
 info@morskateantriebstechnik.de
 www.morskateantriebstechnik.de

EN

T +31 (0)74 - 760 11 11
 info@morskatedrivetechnology.com
 www.morskatedrivetechnology.com

Sprocket

No of teeth	Pitch diameter		Overall-diameter		Min. ø bore		Max. ø bore		Hub-diameter		A-dimension		B-dimension		Molded PA6 LG	Molded Cast Iron	Machined PA6
	mm	in	mm	in	mm	in	mm	in	mm	in	mm	in	mm	in			
Z19	117.3	4.62	117.0	4.61	20.0	0.79	40.0	1.57	58.0	2.28	58.7	2.31	64.5	2.54	x	x	x
Z21	129.2	5.09	130.0	5.12	20.0	0.79	40.0	1.57	58.0	2.28	65.0	2.56	70.5	2.78	x	x	x
Z23	141.2	5.56	142.0	5.59	20.0	0.79	40.0	1.57	58.0	2.28	71.2	2.80	76.5	3.01	x	x	x
Z25	153.2	6.03	155.0	6.10	20.0	0.79	40.0	1.57	58.0	2.28	77.4	3.05	82.5	3.25	x	x	x
Z27	165.2	6.50	167.0	6.57	20.0	0.79	70.0	2.76	0	0	83.6	3.29	88.5	3.48		x	x
Z29	177.2	6.98	179.0	7.05	20.0	0.79	70.0	2.76	0	0	89.8	3.54	94.6	3.72		x	x
Z31	189.3	7.45	192.0	7.56	20.0	0.79	70.0	2.76	0	0	95.9	3.78	100.6	3.96		x	x

Two part sprocket

No of teeth	Pitch diameter		Overall-diameter		Min. ø bore		Max. ø bore		Hub-diameter		A-dimension		B-dimension		Molded PA6 LG	Molded Cast Iron	Machined PA6
	mm	in	mm	in	mm	in	mm	in	mm	in	mm	in	mm	in			
Z19	117.3	4.62	117.0	4.61	20.0	0.79	40.0	1.57	58.0	2.28	58.7	2.31	64.5	2.54	x		
Z21	129.2	5.09	130.0	5.12	20.0	0.79	40.0	1.57	58.0	2.28	65.0	2.56	70.5	2.78	x		
Z23	141.2	5.56	142.0	5.59	20.0	0.79	40.0	1.57	58.0	2.28	71.2	2.80	76.5	3.01	x		
Z25	153.2	6.03	155.0	6.10	20.0	0.79	40.0	1.57	58.0	2.28	77.4	3.05	82.5	3.25	x		

Molded sprocket



Cast iron sprocket



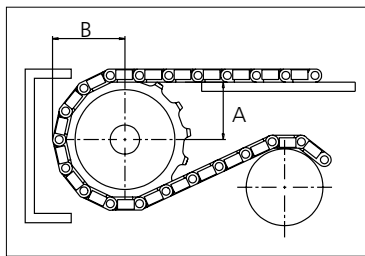
Machined sprocket



Two part sprocket



Non standard material and color:
See uni Material and Color Overview.



Please ensure that sufficient size shaft and keyway are chosen for corresponding load.

Other sprocket sizes are available upon request

Width of tooth: 31.8 mm/1.25 in

Width of sprocket: 42.3 mm/1.67 in

uni Retainer Rings: See uni Retainer Ring data sheet

uni Guide Rings can be mounted on cast iron and machined sprockets. See uni Guide Rings data sheet

Any questions? Please contact us.

Morskate Aandrijvingen BV

Oosterveldsingel 47A
7558 PJ Hengelo (Ov)
The Netherlands

NL

T +31 (0)74 - 760 11 11
info@morskateaanrijvingen.nl
www.morskateaanrijvingen.nl

DE

T +49 692 - 222 34 95
info@morskateantriebstechnik.de
www.morskateantriebstechnik.de

EN

T +31 (0)74 - 760 11 11
info@morskatedrivetechnology.com
www.morskatedrivetechnology.com