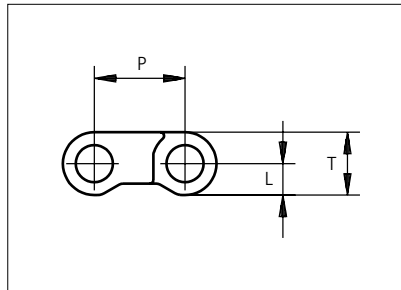



Plastic Modular Belt

Series **uni M-QNB** Type **Vacuum**



Straight running belt
 Nominal pitch: 12.7 mm (0.50 in)
 Surface type: Flat
 Surface opening: Closed
 Backflex radius: 20.0 mm (0.80 in)
 Pin diameter: \varnothing 5 mm (0.20 in)

Vacuum holes: \varnothing 3.2 mm (0.12 in)

Belt material & color	PP G		mm	in		mm	in
Pin material & color	PP W		P (Nominal)	12.7	0.50	T	8.8 0.35
			L	4.4	0.17	-	- -

Non standard material and color: See uni Material and Color Overview.

Alternative pin and lock materials: Lockpin: PBT **LG** PA6.6 **N** **D** PP **B** PE **N**

Belt width		Permissible tensile force (Belt/pin material)		Belt weight (Belt/pin material)		*Min. No. drive sprocket per shaft	Number of wear strips (Min. No.)	
		PP/PP		PP/PP			**Carry (pcs)	**Return (pcs)
mm	in	N	lbf	kg/m	lb/ft			
77	3.0	1001	225	0.5	0.32	2	2	2
153	6.0	1989	447	0.9	0.63	2	2	2
229	9.0	2977	669	1.4	0.94	3	2	2
305	12.0	3965	891	1.9	1.25	4	3	2
382	15.0	4966	1116	2.3	1.57	4	3	2
458	18.0	5954	1338	2.8	1.88	5	4	2
534	21.0	6942	1561	3.3	2.19	6	4	2
610	24.0	7930	1783	3.7	2.50	7	5	3
687	27.0	8931	2008	4.2	2.82	7	5	3
763	30.0	9919	2230	4.7	3.13	8	6	3
839	33.0	10907	2452	5.1	3.44	9	6	3
915	36.0	11895	2674	5.6	3.75	10	7	4
992	39.1	12896	2899	6.1	4.07	10	7	4

Additional standard belt widths are available in steps of 76.3 mm (3.00 in.) Additional non-standard belt widths are available in steps of 38.1 mm (1.50 in.)

1983	78.1	25779	5795	12.1	8.13	20	14	7
------	------	-------	------	------	------	----	----	---

Additional standard belt widths are available in steps of 76.3 mm (3.00 in.) Additional non-standard belt widths are available in steps of 38.1 mm (1.50 in.)

2974	117.1	38662	8691	18.1	12.19	30	20	10
------	-------	-------	------	------	-------	----	----	----

General belt tolerance is +0/-0.4% at 23°C/73°F and 50% RH. For exact belt width contact Customer Service. Non standard belt width on request.

*Max. Load per Drive Sprocket. Belt material: PP 800 N (180 lbf)

**Max. Spacing between wear strips, Carry: 152 mm (6 in.) ; Return: 304 mm (12 in.)

= Single Link


Any questions? Please contact us.

Sprocket

No of teeth	Bore size													Overall diameter		Pitch-diameter		Hub-diameter		A-dimension		B-dimension		Single row/Two way	Double row/Two way	Molded PA6 LG	Machined PA6 N
	Pilot bore		0.75	0.78	0.98	1.00	1.18	1.25	1.50	1.57	2.36	2.50	3.54														
	mm	in	19.1	18.0	25.0	25.4	30.0	31.8	38.1	40.0	60.0	63.5	90.0	mm	in	mm	in	mm	in	mm	in						
Z10	x		●										41.3	1.63	41.1	1.62	28	1.10	15.2	0.60	25	0.98	x		x		
Z19	x				●	●	●	■					78.3	3.06	77.2	3.04	65	2.56	33.7	1.33	43	1.69	x		x		
Z28	x				●	●	●	■					114.9	4.52	113.4	4.46	65	2.56	52	2.05	61.1	2.41	x		x		
Z28										■			114.9	4.52	113.4	4.46	100	3.93	52	2.05	61.1	2.41	x		x		
Z38	x						●	●	●				155.5	6.12	153.8	6.06	75	2.95	72.2	2.84	81.3	3.20	x		x		

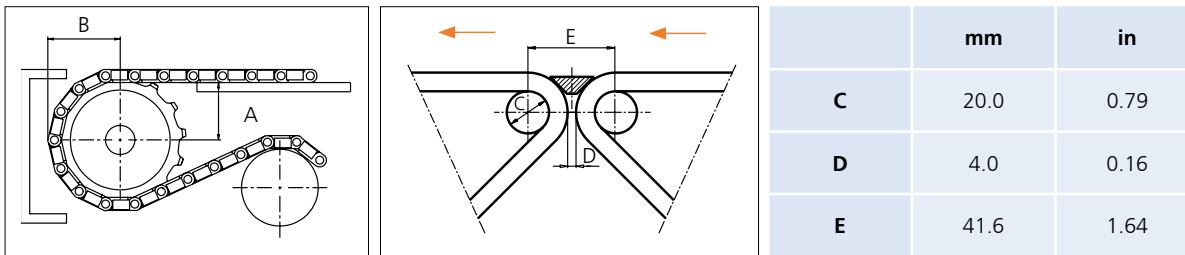
■ Molded sprocket

● Molded sprocket



Non standard material and color: See uni Material and Color Overview.

Nosebars Min. Dimensions



Other sprocket sizes are available upon request.
 Two-part sprocket are available upon request.
 Round bores are always delivered with keyway.
 Other bore sizes are available upon request.
 uni Retainer Rings: See uni Retainer Ring data sheet.
 Width of tooth = 7.0 mm (0.28 in)
 Width of sprocket = 20.0 mm (0.79 in)

Max load per sprocket shown does not take bore size into account.
 Please also ensure that sufficient size shaft is chosen for corresponding load.

For correct sprocket position: See uni Assembly Instructions for uni M-QNB.
 For more detailed sprocket information. contact Customer Service.

Any questions? Please contact us.